

---

## DR: Camshaft Position (CMP) Sensor Introduction

---

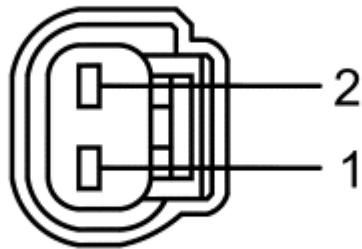
[DR: Pinpoint Tests](#) →

This pinpoint test is intended to diagnose the following:

- camshaft position (CMP) sensor (6B288)
- harness circuits: CMP, CMP2, SIGRTN, VBPWR, VRSRTN, and VRSRTN2
- powertrain control module (PCM) (12A650)

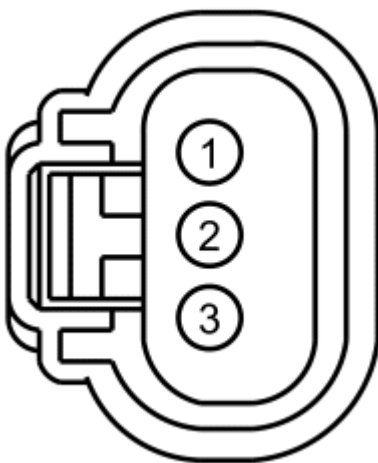
### Camshaft Position (CMP) Sensor Connector

A

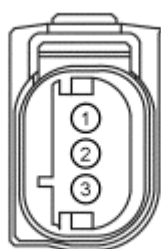


A0077505

B

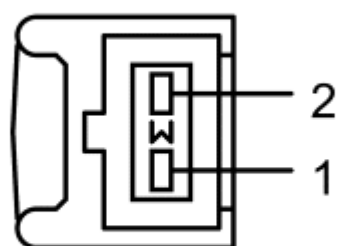


C



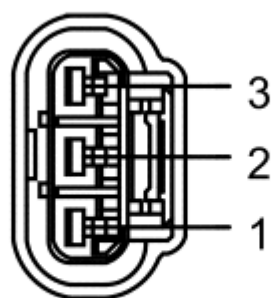
N0073033

D



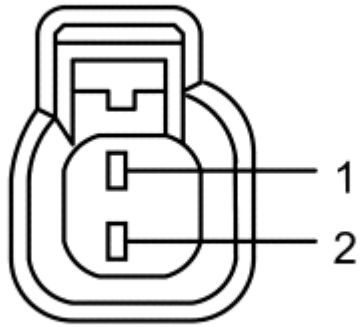
A0077522

E



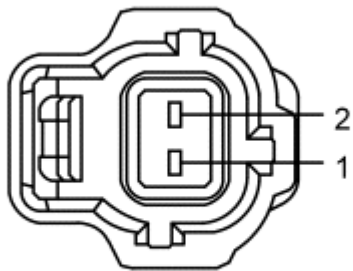
N0002293

F



A0077525

G



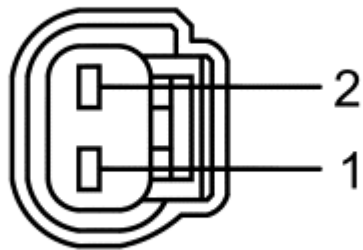
A0077560

Vehicle	Connector	Pin	Circuit
Crown Victoria, E-Series 6.8L, Explorer 4.6L, Explorer Sport Trac 4.6L,  F-Super Duty, Grand Marquis, Mountaineer 4.6L, Mustang, Town Car	A	1 2	SIGRTN CMP
Escape/Mariner 2.5L, Focus	B	1 3 2	VBPWR SIGRTN CMP
Escape/Mariner 3.0L	C	1 3 2	VBPWR SIGRTN CMP
Explorer 4.0L, Explorer Sport Trac 4.0L,	D	2 1	SIGRTN CMP

Mountaineer 4.0L, Mustang 4.0L, Ranger 4.0L			
Fusion 2.3L, Milan 2.3L	E	1 3 2	VBPWR SIGRTN CMP
Fusion 3.0L, Milan 3.0L	F	2 1	VRSRTN CMP
Ranger 2.3L	G	1 2	SIGRTN CMP
All other vehicles	A	1 2	VRSRTN CMP

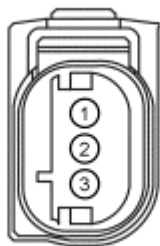
### Camshaft Position 2 (CMP2) Sensor Connector

**A**



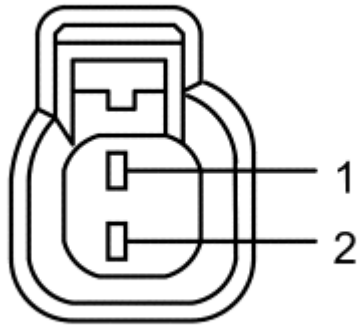
A0077505

**B**



N0073033

**C**



A0077525

Vehicle	Connector	Pin	Circuit
Edge, Flex, MKS, MKX, MKZ, Sable, Taurus, Taurus X	A	1 2	VRSR TN CMP2
Escape/Mariner 3.0L	B	1 3 2	VBPWR SIGRTN CMP2
Expedition, F-150, Navigator	A	1 2	VRSR TN2 CMP2
Fusion 3.0L, Milan 3.0L	C	2 1	VRSR TN CMP2
All other vehicles	A	1 2	SIGRTN CMP2

## Powertrain Control Module (PCM) Connector

For PCM connector views or reference values, refer to [Section 6](#).

Vehicle	Connector	Pin	Circuit
E-Series 4.6L, E-Series 5.4L, F-150 2V 4.6L	190-Pin	E41 E27	VRSR TN CMP
Edge, Flex, MKS, MKX, Sable, Taurus, Taurus X	190-Pin	E44 E42 E45	CMP2 VRSR TN CMP
Escape/Mariner 3.0L	190-Pin	E12	CMP2

		E49 E11	SIGRTN CMP
Escape/Mariner 2.5L	190-Pin	E49 E11	SIGRTN CMP
Expedition, F-150 3V 4.6L, F-150 5.4L, Navigator	190-Pin	E43 E28 E41 E27	VRSRTN2 CMP2 VRSRTN CMP
Explorer 4.6L, Explorer Sport Trac 4.6L,  F-Super Duty 5.4L, Mountaineer 4.6L, Mustang 4.6L	170 Pin	E44 E58 E45	CMP2 SIGRTN CMP
Focus	190-Pin	E64 E8	SIGRTN CMP
Fusion 3.0L, Milan 3.0L, MKZ	140 Pin	E44 E33 E45	CMP2 VRSRTN CMP
Fusion 2.3L, Milan 2.3L	140 Pin	E58 E45	SIGRTN CMP
All other vehicles	170 Pin	E58 E45	SIGRTN CMP

DR: Pinpoint Tests →

---